



Erasmus Mundus Joint Master in Applied Security and Defense – Networks for Unified Strategies (JANUS)

**Application Guide
Platform: e-candidat**

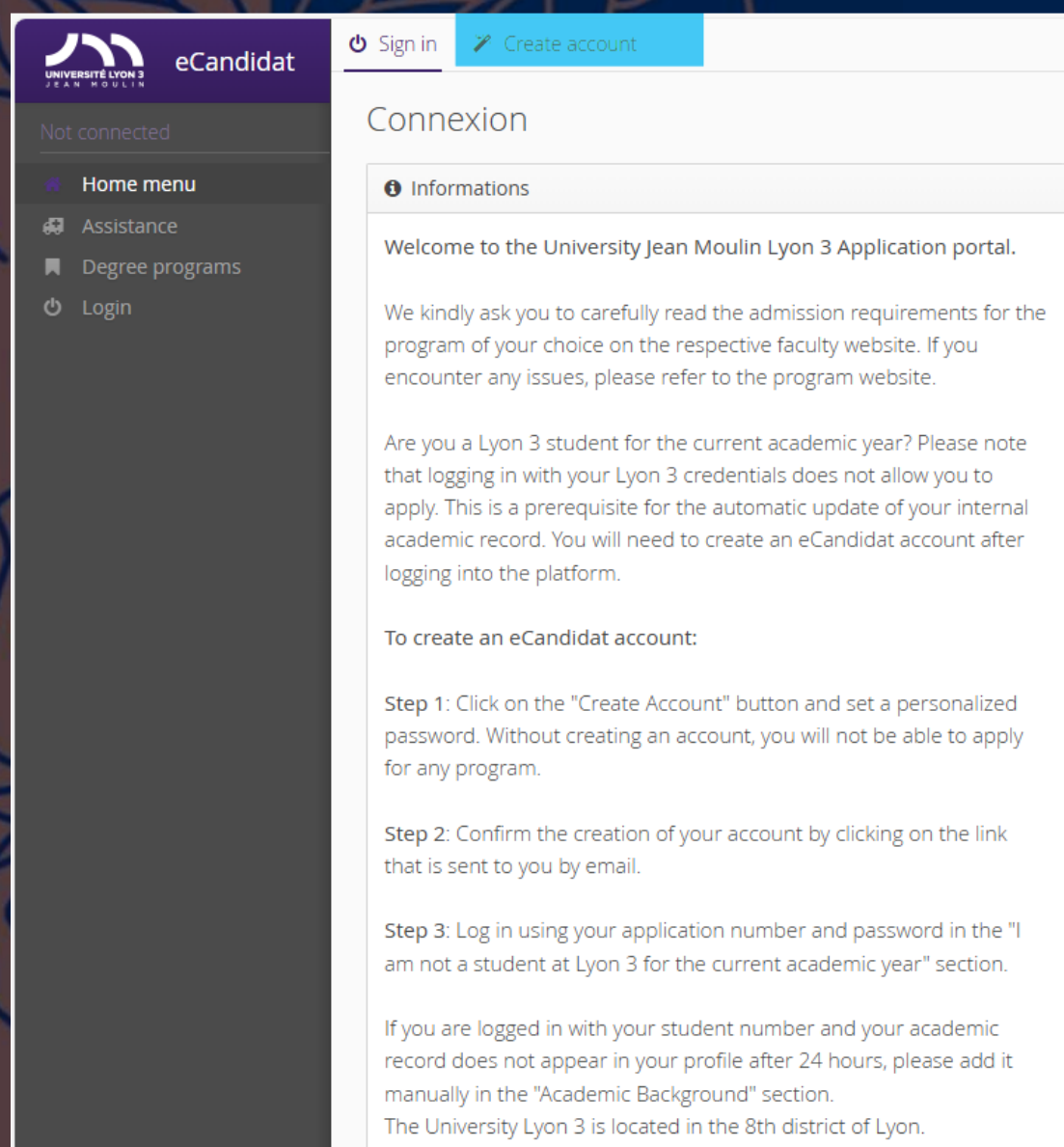
Website : <https://master-janus-security-defense.eu/>

International Office / Faculty of Law

E-candidat: create your account

Log on to <https://ecandidat.univ-lyon3.fr> to create your account; change for the English language version

Click on « [Create an account](#) »



The screenshot shows the 'Connexion' (Login) page of the eCandidat platform. The header includes the University of Lyon 3 logo and the 'eCandidat' name. A navigation bar at the top has 'Sign in' and 'Create account' links. The left sidebar contains a 'Not connected' status and a menu with 'Home menu', 'Assistance', 'Degree programs', and 'Login'. The main content area is titled 'Connexion' and includes an 'Informations' section with a welcome message and instructions. It also provides a 'To create an eCandidat account:' section with three steps: 1. Click on the 'Create Account' button and set a personalized password. 2. Confirm the creation of your account by clicking on the link that is sent to you by email. 3. Log in using your application number and password in the 'I am not a student at Lyon 3 for the current academic year' section. A note at the bottom states that if a student's record does not appear after 24 hours, they should add it manually in the 'Academic Background' section. The footer mentions that the University of Lyon 3 is located in the 8th district of Lyon.

UNIVERSITÉ LYON 3
JEAN MOULIN

eCandidat

Sign in Create account

Not connected

Home menu
Assistance
Degree programs
Login

Connexion

Informations

Welcome to the University Jean Moulin Lyon 3 Application portal.

We kindly ask you to carefully read the admission requirements for the program of your choice on the respective faculty website. If you encounter any issues, please refer to the program website.

Are you a Lyon 3 student for the current academic year? Please note that logging in with your Lyon 3 credentials does not allow you to apply. This is a prerequisite for the automatic update of your internal academic record. You will need to create an eCandidat account after logging into the platform.

To create an eCandidat account:

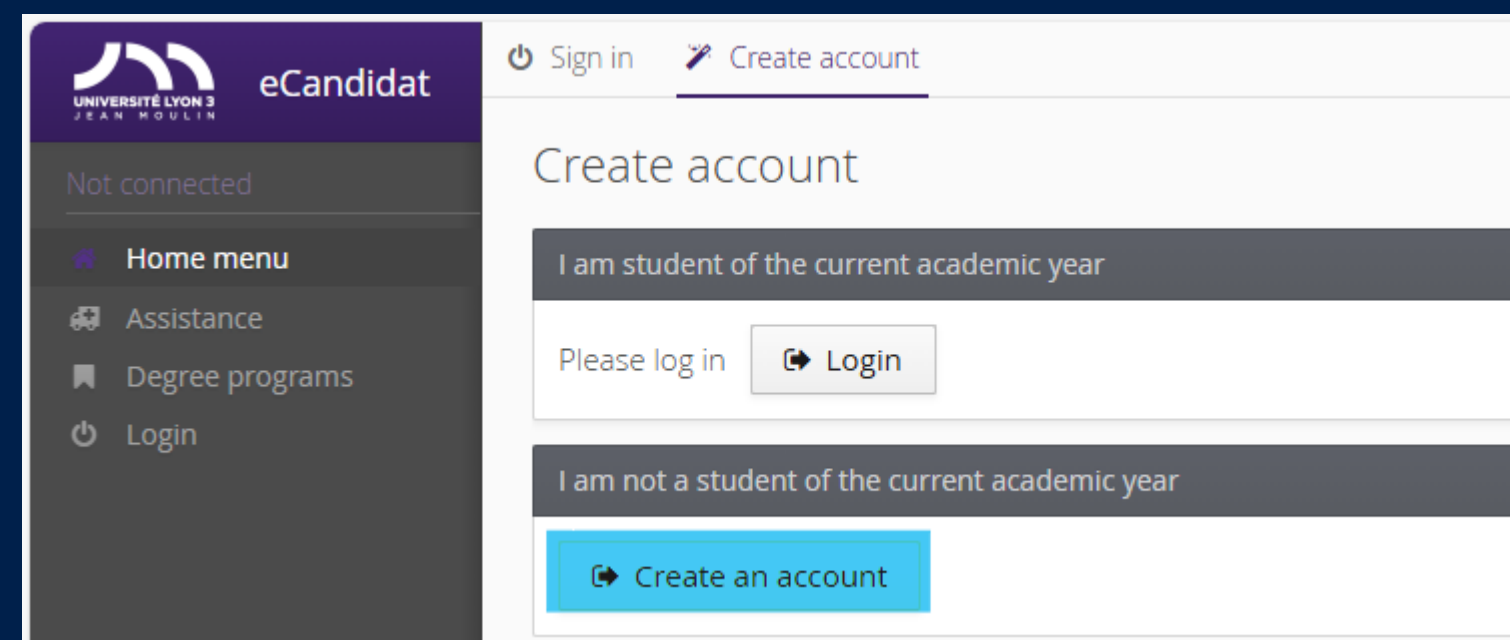
Step 1: Click on the "Create Account" button and set a personalized password. Without creating an account, you will not be able to apply for any program.

Step 2: Confirm the creation of your account by clicking on the link that is sent to you by email.

Step 3: Log in using your application number and password in the "I am not a student at Lyon 3 for the current academic year" section.

If you are logged in with your student number and your academic record does not appear in your profile after 24 hours, please add it manually in the "Academic Background" section.

The University Lyon 3 is located in the 8th district of Lyon.



The screenshot shows the 'Create account' page of the eCandidat platform. The header includes the University of Lyon 3 logo and the 'eCandidat' name. A navigation bar at the top has 'Sign in' and 'Create account' links. The left sidebar contains a 'Not connected' status and a menu with 'Home menu', 'Assistance', 'Degree programs', and 'Login'. The main content area is titled 'Create account' and includes two sections: 'I am student of the current academic year' and 'I am not a student of the current academic year'. The first section has a 'Please log in' button and a 'Login' button. The second section has a 'Create an account' button.

UNIVERSITÉ LYON 3
JEAN MOULIN

eCandidat

Sign in Create account

Not connected

Home menu
Assistance
Degree programs
Login

Create account

I am student of the current academic year

Please log in Login

I am not a student of the current academic year

Create an account

E-candidat: create your account

Create your account and password

Account creation

Please note: once you have modified your account, you will be logged out. You will need to check the email you received to validate your address, and then you will be able to log in.

Informations mot de passe

Password :

- must contain at least one lowercase letter, one uppercase letter, one special character (@ # \$ % ^ & + =) and one numeric character

- must not contain whitespace

- its minimum length should be of 10 characters

Last name *

First name *

email address *

Email address confirmation *

Password *

Password confirmation *

✕ Cancel

Save

Check your E-mails; you should have received this message:
click on the link to confirm your account (you have approx. 3
days to do so)

Dear TEST_JANUS-11 TEST_JANUS-1,

You have just created an eCandidat account for the 2025-2026 Academic year Application campaign.

Your login: [REDACTED]

Your password: the one you set when you created your account

Please click on this link to confirm your account: <https://ecandidat.univ-lyon3.fr/rest/candidat/dossier/e9118218-55ac-4057-ac0e-139df9a51ff1>

Please note that you must confirm your account before 11/01/2026; if you fail to do so, after this date your account will be deleted.

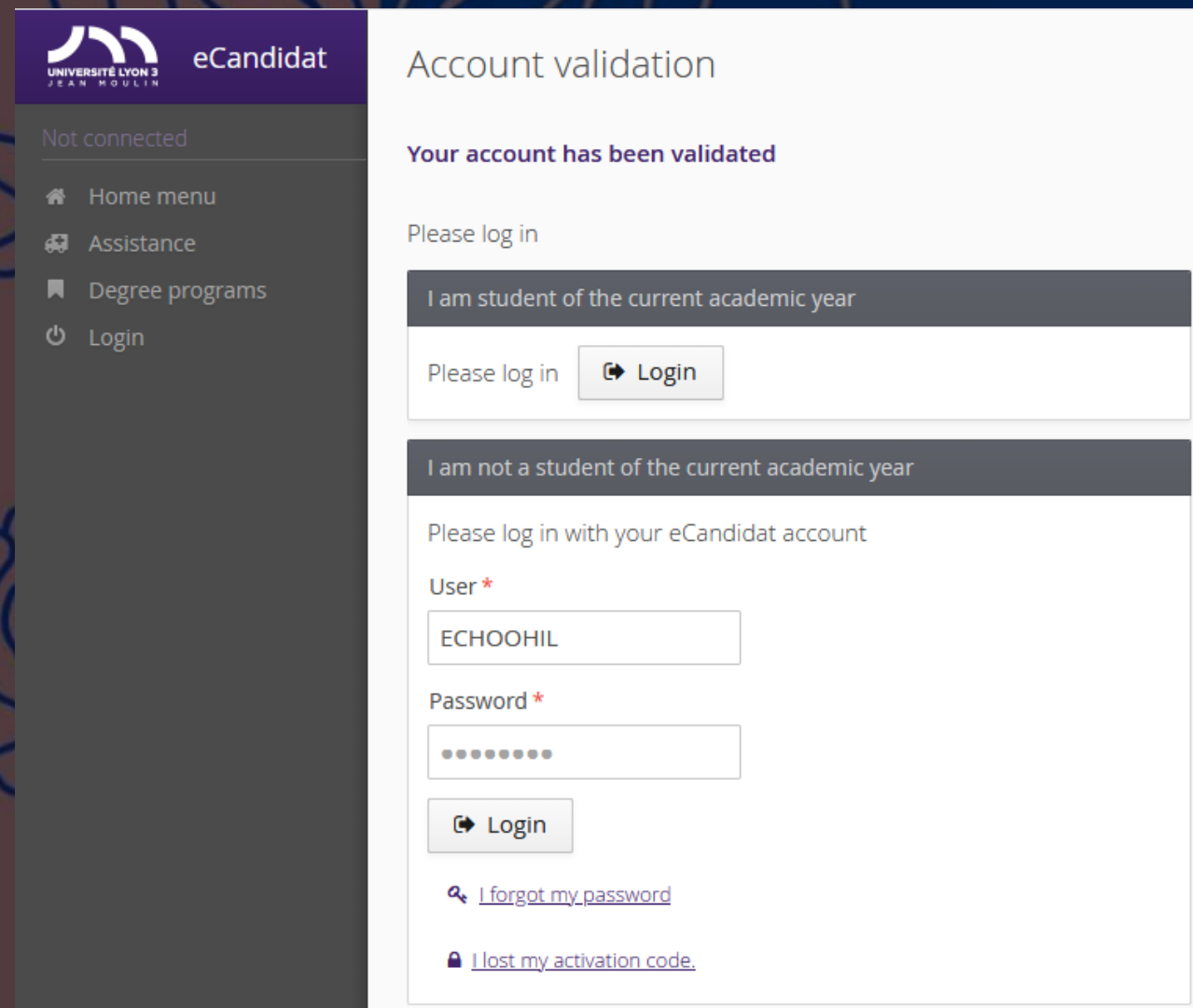
Best regards,

Université Jean Moulin Lyon 3

This e-mail was sent automatically. Please, do not reply.

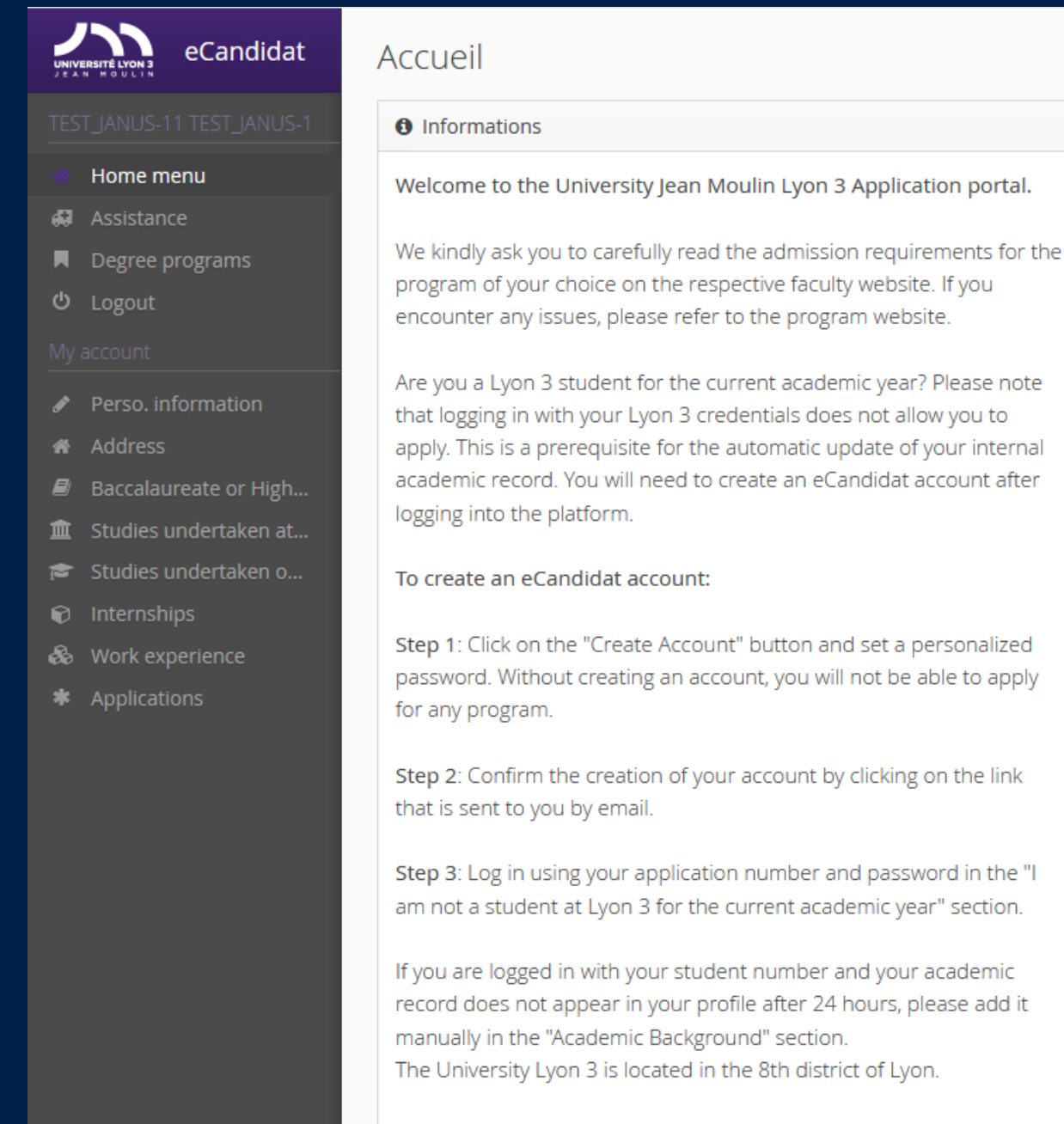
E-candidat: create your account

Change the language to English; fill in the LOGIN sent in the E-mail and the password you set up



The screenshot shows the 'Account validation' page of the eCandidat portal. The header includes the University of Lyon 3 logo and the text 'eCandidat'. A sidebar on the left lists navigation options: 'Not connected', 'Home menu', 'Assistance', 'Degree programs', and 'Login'. The main content area is titled 'Account validation' and displays the message 'Your account has been validated'. It offers two login paths: 'I am student of the current academic year' and 'I am not a student of the current academic year'. The first path has a 'Please log in' field and a 'Login' button. The second path has a 'Please log in with your eCandidat account' section with 'User' and 'Password' fields, a 'Login' button, and links for 'I forgot my password' and 'I lost my activation code'.

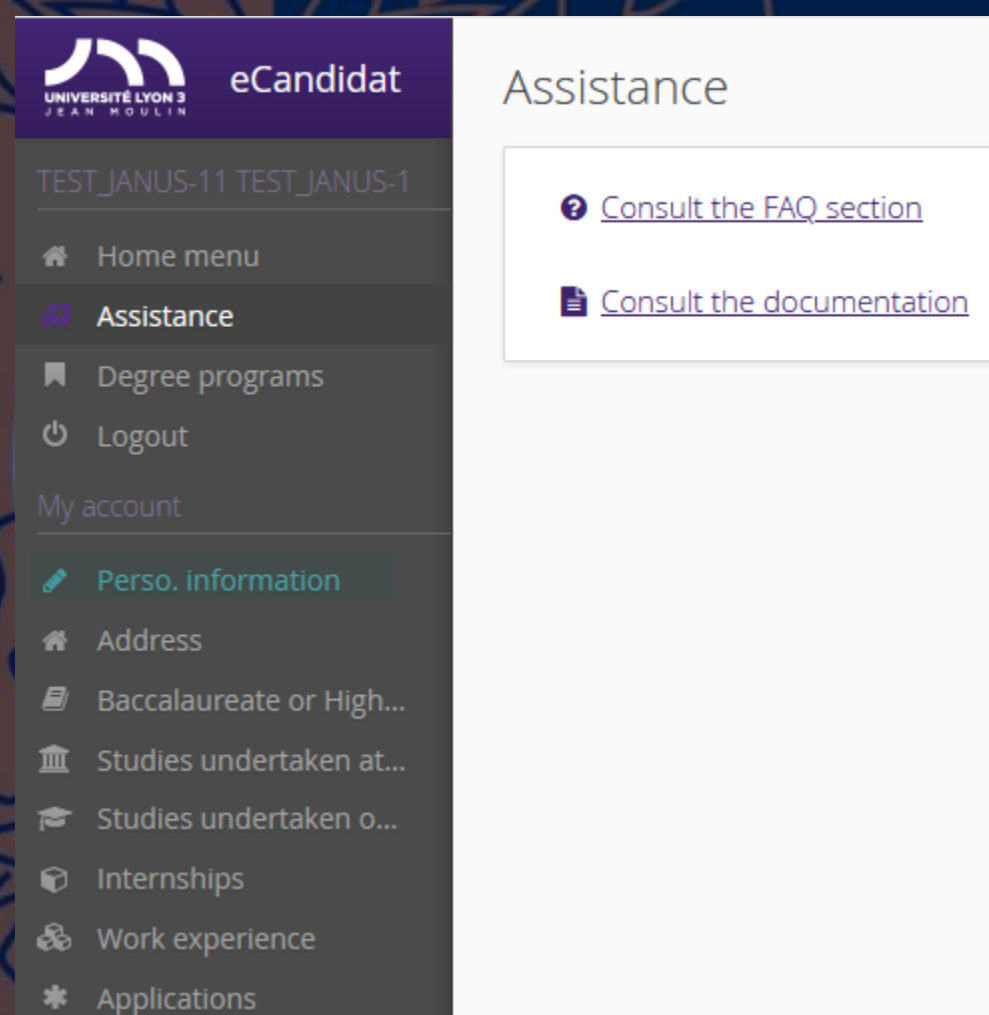
On this webpage, change the language to English



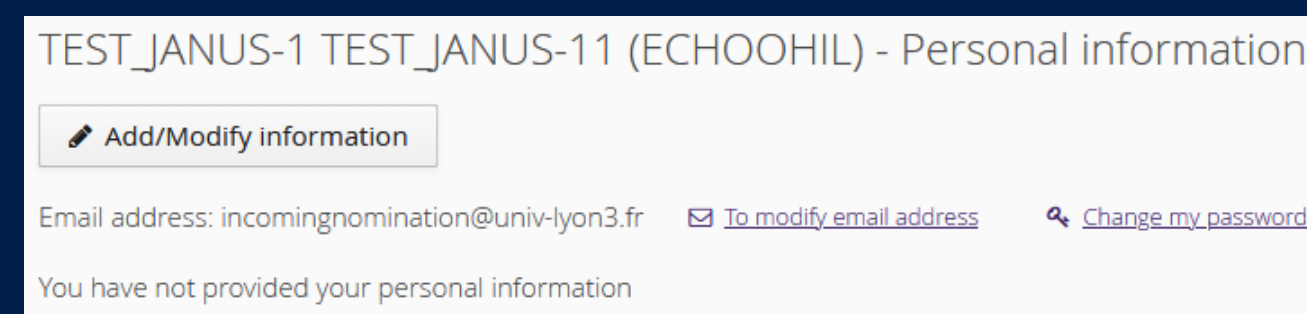
The screenshot shows the 'Accueil' (Welcome) page of the eCandidat portal. The header includes the University of Lyon 3 logo and the text 'eCandidat'. A sidebar on the left lists navigation options: 'TEST_JANUS-11 TEST_JANUS-1', 'Home menu', 'Assistance', 'Degree programs', 'Logout', 'My account', 'Perso. information', 'Address', 'Baccalaureate or High...', 'Studies undertaken at...', 'Studies undertaken o...', 'Internships', 'Work experience', and 'Applications'. The main content area is titled 'Accueil' and contains an 'Informations' section with a welcome message and instructions. It also includes a 'To create an eCandidat account:' section with three steps: Step 1 (Click on the "Create Account" button and set a personalized password), Step 2 (Confirm the creation of your account by clicking on the link that is sent to you by email), and Step 3 (Log in using your application number and password in the "I am not a student at Lyon 3 for the current academic year" section). A final note states: 'If you are logged in with your student number and your academic record does not appear in your profile after 24 hours, please add it manually in the "Academic Background" section. The University Lyon 3 is located in the 8th district of Lyon.'

E-candidat, Personal information

If you need any help, please check the section « Consult the documentation»



Click on the section [Perso Information](#), then on « [Add/modify information](#) »:



Fill in your nationality
(please, note that the countries in the drop-down menu
are in French):

A screenshot of the 'Modification of personal information' form. It includes a text box for 'INE' (national student identification number) and a dropdown menu for 'Nationality' with 'BULGARE' selected. Below the form are 'Cancel' and 'Next' buttons. A note explains that the INE is the national student identification number and its key, entered without spaces or hyphens, and that it is not mandatory to continue with the application.

If you are not French, you do not have an INE number but will be able to proceed with your.

Click on « [Next](#) ».

E-candidat, Address

Fill in your personal information and click on the button « [Save](#) »
(please note that the countries of birth in the drop-down menu are in French)

Modification of personal information

Title *	Mme
Last name *	TEST_JANUS-1
Married name	
First name *	TEST_JANUS-11
Other first name	
Date of birth (yyyy/mm/dd) *	2002/02/02
Country of birth *	BULGARIE
City/town of birth *	Sofia
Preferred language *	Français
Phone number	
Mobile phone number	456456456

[Cancel](#) [Save](#)

Move on to the section [Address](#), click on « [Enter/modify address](#) »

UNIVERSITÉ LYON 3 eCandidat

TEST_JANUS-11 TEST_JANUS-1

- Home menu
- Assistance
- Degree programs
- Logout
- My account
- Perso. information
- [Address](#)

TEST_JANUS-1 TEST_JANUS-11 (ECHOOHIL) - Address

[Enter/Modify address](#)

You have not entered your address

Fill in your home address and click on « [Save](#) »
(please note that the countries in the drop-down menu are in French)

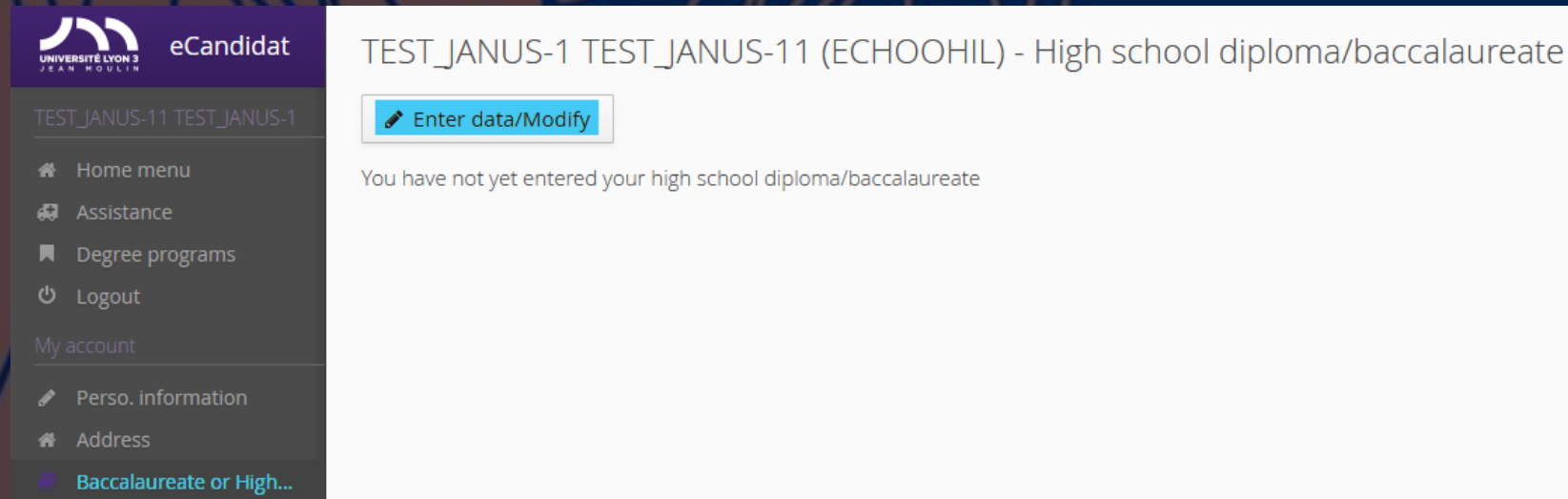
Edit address

Country *	ESPAGNE
Foreign city/town *	Madrid
Address *	123 Test Street
Additional address 1	
Additional address 2	

[Cancel](#) [Save](#)

E-candidat, Previous Education

Move on to section [Baccalaureate or High school diploma](#), click on « Enter data/Modify »



TEST_JANUS-1 TEST_JANUS-11 (ECHOOHIL) - High school diploma/baccalaureate

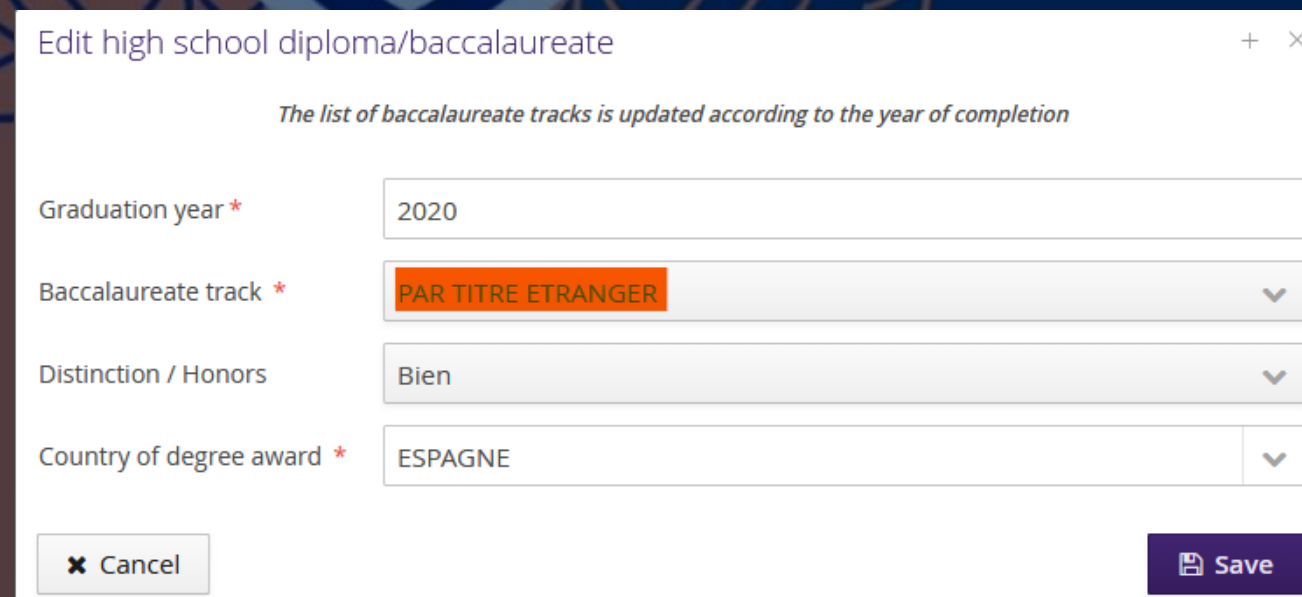
[Enter data/Modify](#)

You have not yet entered your high school diploma/baccalaureate

Studies undertaken at Jean Moulin Lyon 3: if you have studied at Jean Moulin Lyon 3, that information is automatically retrieved

Move on to the section [Studies undertaken outside Jean Moulin University](#) and click on « New curriculum »

If you have been awarded a High School Diploma outside France, please choose « **PAR TITRE ETRANGER** » (please note that the [countries](#), as well as the [Distinctions / Honors](#) in the drop-down menu are in French)



Edit high school diploma/baccalaureate

The list of baccalaureate tracks is updated according to the year of completion

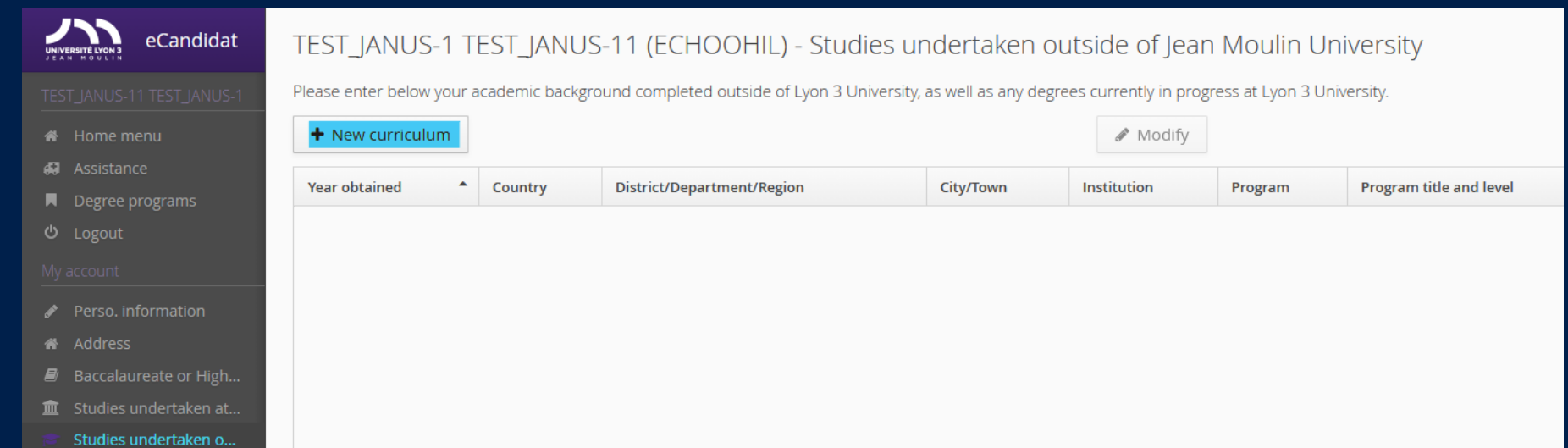
Graduation year * 2020

Baccalaureate track * **PAR TITRE ETRANGER**

Distinction / Honors Bien

Country of degree award * ESPAGNE

[Cancel](#) [Save](#)



TEST_JANUS-1 TEST_JANUS-11 (ECHOOHIL) - Studies undertaken outside of Jean Moulin University

Please enter below your academic background completed outside of Lyon 3 University, as well as any degrees currently in progress at Lyon 3 University.

[New curriculum](#) [Modify](#)

Year obtained	Country	District/Department/Region	City/Town	Institution	Program	Program title and level
---------------	---------	----------------------------	-----------	-------------	---------	-------------------------

E-candidat, Previous Education

Add all relevant information in this section: choose « Autre diplôme supérieur » from the drop-down menu and click on « [Save](#) »

(please note that the [Countries](#), as well as the [Distinctions / Honors](#) in the drop-down menu are in French)

Add a new post-high school curriculum - Enter all your years of study

Country *

ESPAGNE

Year obtained *

2023

Program *

Autre diplôme supérieur

Program title and level *

Bachelors of test-test, focus on testing

Obtained *

Yes

Distinction or honors

mention Très Bien

Information

For the title and level of the program, specify the program title by abiding the following the format: Level, Field of study (if applicable), Specialization (if applicable), Track (if applicable).
Example for the first year of a Master's program: M1, Business Law, European and Comparative Social Law
Example for the first year of a DUT or BTS: DUT1, Information-Communication or BTS1, Information-Communication

Cancel

Save

Please, follow the same process for the sections [Internships](#) and [Work experience](#). You can add as many experiences as you have by clicking on the button "New internship" or "New work experience."

TEST_JANUS-1 TEST_JANUS-11 (ECHOOHIL) - Internships

Please list all of your internships below and specify the duties you performed.

+ New internship

Year	Duration	Number of hours/week
------	----------	----------------------

TEST_JANUS-1 TEST_JANUS-11 (ECHOOHIL) - Work experience

Please indicate below all your professional experiences. Specify the roles you held, the duties performed and your position.

+ New work experience

Modify

Year	Title	Duration	Employer/organization
------	-------	----------	-----------------------

E-candidat, Previous Education

Go to section Applications, click on
« New application »

TEST_JANUS-1 TEST_JANUS-11 (ECHOOHIL) - Applications

[+ New application](#)

Program	Deadline for submission
---------	-------------------------

Home menu
Assistance
Degree programs
Logout
My account
Perso. information
Address
Baccalaureate or High...
Studies undertaken at...
Studies undertaken o...
Internships
Work experience
Applications

Click on **Faculté de Droit M1, Master**, choose **JANUS**

UNIVERSITÉ LYON 3 eCandidat

TEST_JANUS-11 TEST_JANUS-1

Home menu
Assistance
Degree programs
Logout
My account
Perso. information
Address
Baccalaureate or High...
Studies undertaken at...
Studies undertaken o...
Internships
Work experience

Degree programs

You can consult the programs by clicking on the drop-down list. In order to apply for a program, you will need to create an account and log in.

Filter [Filter](#) Filter used: None

Lyon 3 University

Title
▶ DAEU (diplôme d'accès aux études universitaires)
▶ Doubles Cursus
▶ Faculté de Droit
▼ Faculté de Droit M1
▼ Master
(Lyon) Master 1 Management des Organisations de Santé - Management des Parcours et Organisations Sanitaires (IFCS-TL) (FC)
(Lyon) Master Relations Internationales - Joint Master in Applied Security and Defence, Networks for Unified Strategies (JANUS)

And confirm your choice with a « **Yes** »

Confirmation

Do you want to apply to '(Lyon) Master Relations Internationales - Joint Master in Applied Security and Defence, Networks for Unified Strategies (JANUS)'?

[No](#) [Yes](#)

E-candidat, The Application

Back to the section [Applications](#), double click on the degree title:

TEST_JANUS-1 TEST_JANUS-11 (ECHOOHIL) - Applications

+ New application

PreviousNext

Open

Program	Deadline for submission	Application status	Decision
(Lyon) Master Relations Internationales - Joint Master in Applied Security and Defence, Networks for Unified Strategies (JANUS)	06/03/2026	En attente	pending

Get ready to upload all required documents.

▶ Please do check the tab « **Additionnal information** » for more details

⚠ Do not forget to consult the tab 'Additional Information'

Supporting documents

Additional information

This is an online procedure, please upload your documents using the options in the table by 06/03/2026. Once completed, you will need to submit your application.

Supporting documents	File	Status
Copie recto verso de votre pièce d'identité en cours de validité (carte d'identité, passeport, titre de séjour en cours de validité)	<div>+</div>	En attente
<div><div>👁</div><div>👤</div>DoubleNationality_Countires-for-mobility</div>	<div>+</div>	En attente
Degrees and their English translation	<div>+</div>	En attente
Transcript of Records with English translation	<div>+</div>	En attente
Test of English proficiency according to requirements	<div>+</div>	En attente
Test of French proficiency_B2	<div>+</div>	En attente
Test of Spanish proficiency_B2_only for students who choose Spain	<div>+</div>	En attente
CV_in_English	<div>+</div>	En attente
Essay_English_French	<div>+</div>	En attente



E-candidat, The Required Documents

You must open the Information form called « Double nationality_Countries of mobility », fill it in, save it on your computer and upload it on the platform (with the **+** sign, like the rest of the required documents)




⚠ Do not forget to consult the tab 'Additional Information'

Supporting documents **Additional information**


This is an online procedure, please upload your documents using the options in the table by 06/03/2026. Once completed, you will need to submit your application.

Supporting documents	File	Status
Copie recto verso de votre pièce d'identité en cours de validité (carte d'identité, passeport, titre de séjour en cours de validité)	+	En attente
  DoubleNationality_Countires-for-mobility	+	En attente
Degrees and their English translation	+	En attente
Transcript of Records with English translation	+	En attente
Test of English proficiency according to requirements	+	En attente
Test of French proficiency_B2	+	En attente
Test of Spanish proficiency_B2_only for students who choose Spain	+	En attente
CV_in_English	+	En attente
Essay_English_French	+	En attente


Check your documents before submitting; you can always replace a file by deleting it and uploading the right one.

CV_in_English				ACADEMIC_TRANSCRIP
	Delete file			Academic transcript of

You can download a summary of your Application file, on the bottom of the right hand side corner



 **Download my file**

Don't forget, after you have uploaded and checked all required documents, to **submit your application before the deadline!**

 **Submit my application**

Submit my application

Are you certain you want to submit your application? Please note: once your submission is complete, no further changes can be made to your application.

 No  Yes

Thank you for applying and all
best wishes for the future!

Contact : janus@univ-lyon3.fr

